


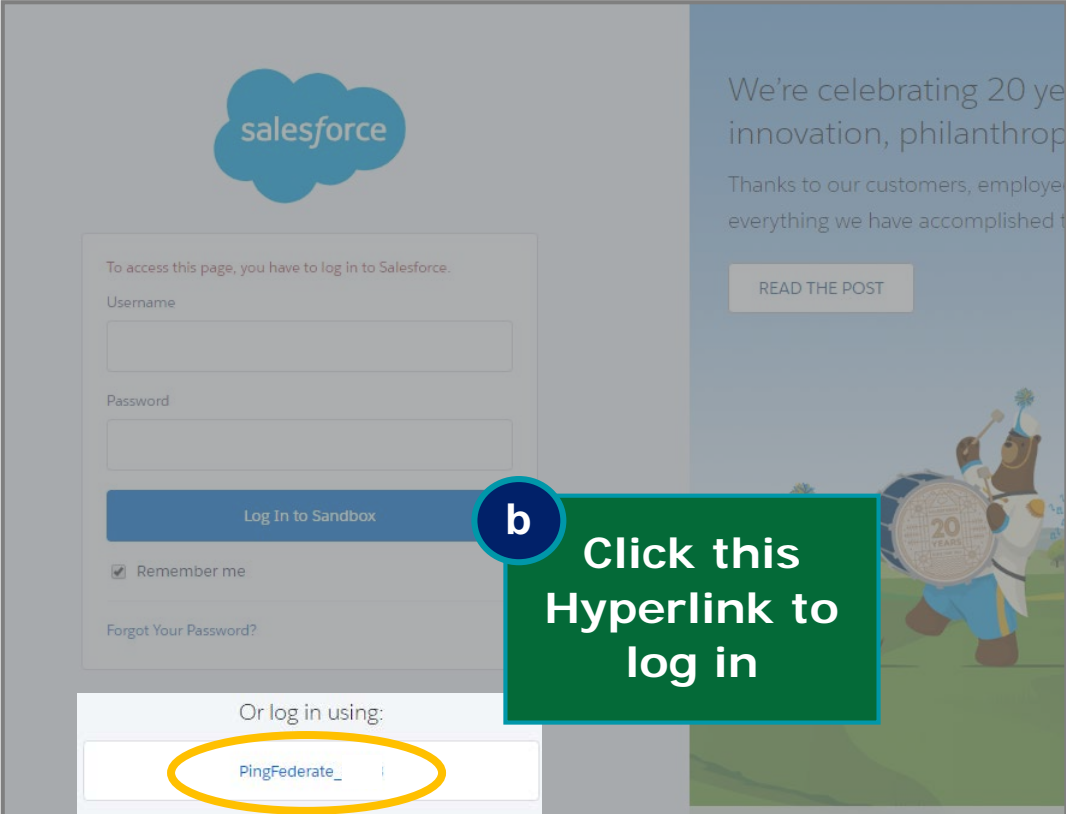
How to Log In to the CBMS Phase 2 Training & User Practice Area Environments



a Copy the URL and open it in a Google Chrome browser

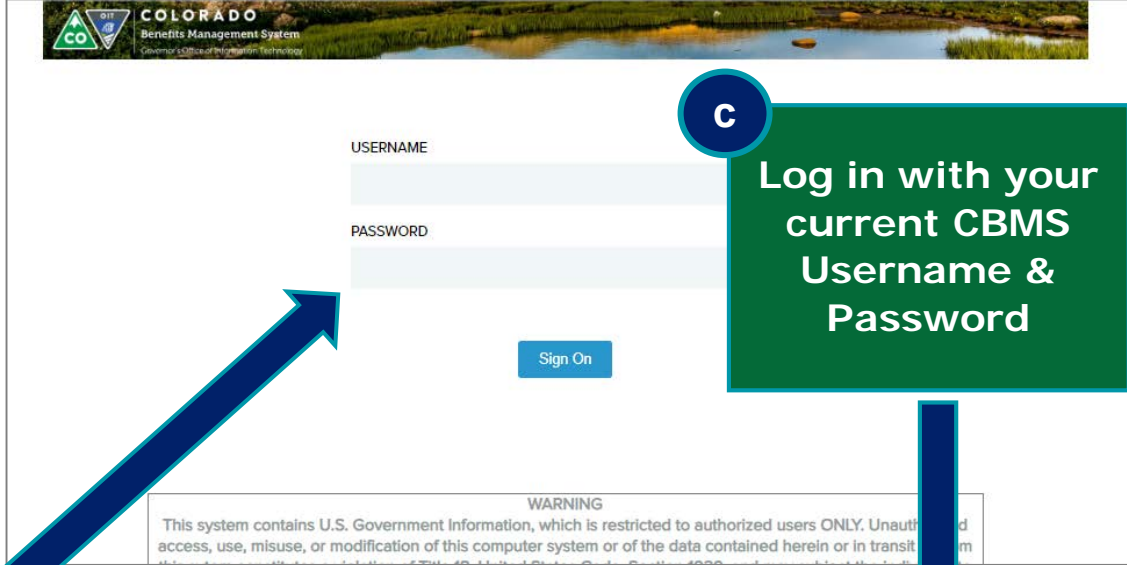


b Click this Hyperlink to log in



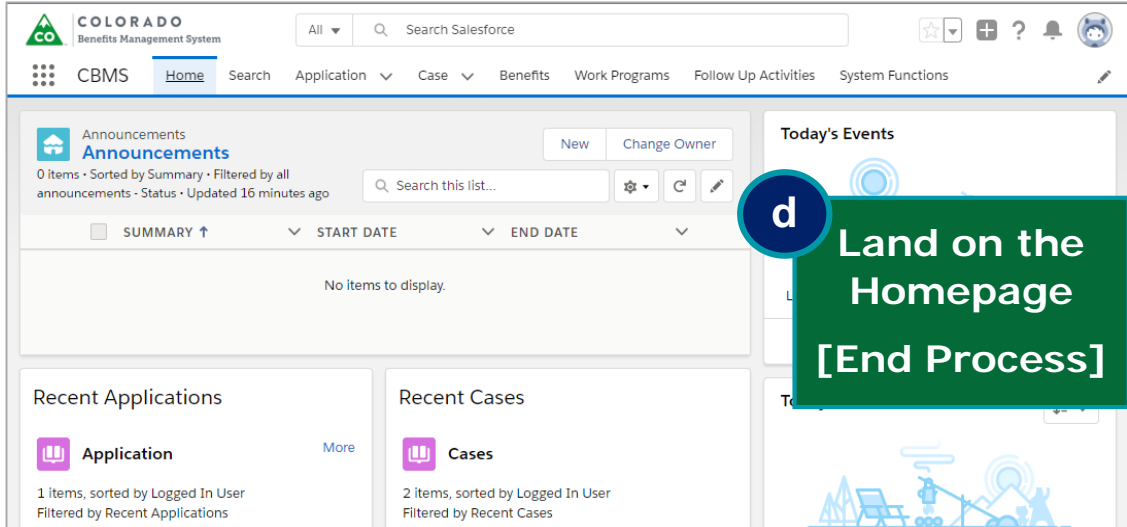
The screenshot shows the Salesforce login interface. At the bottom, under 'Or log in using:', the 'PingFederate_' link is highlighted with a yellow circle. The rest of the page is dimmed.

c Log in with your current CBMS Username & Password



The screenshot shows the login form with fields for 'USERNAME' and 'PASSWORD', and a 'Sign On' button. A warning message is visible at the bottom: 'WARNING: This system contains U.S. Government Information, which is restricted to authorized users ONLY. Unauthorized access, use, misuse, or modification of this computer system or of the data contained herein or in transit is prohibited.'

d Land on the Homepage [End Process]



The screenshot shows the CBMS homepage dashboard. It includes a search bar, navigation tabs (Home, Search, Application, Case, Benefits, Work Programs, Follow Up Activities, System Functions), and several content panels: 'Announcements' (0 items), 'Today's Events', 'Recent Applications' (1 item), and 'Recent Cases' (2 items).